



Graduate Survey Report

2017-2018 Academic Year

Prepared by the Office of Admissions & Student Services

CSAO: Cristina Guerra Romero

11100 NW 27th Street, C-109
Doral, FL 33172

p. (305) 463-7210
f. (305) 477-3525

cguerraromero@doral.edu
Doral.edu

Summary

This report details the results of the 2018 Graduate Survey. This survey is administered at the end of each academic year to all students graduating in that year and serves as an important measure of student satisfaction. The survey includes a number of the College's Key Performance Indicators (KPIs) and is evaluated as part of the College's strategic planning process.

Methodology

This year, the College continued to use the most recent, shortened version of the Graduate Survey which was implemented last year. The survey has 23 questions. It asks graduates about their experiences at the College, but also references their backgrounds, and future plans. Revisions were made jointly by the Chief Student Affairs Officer and Director of Institutional Effectiveness with feedback from other staff members as well as a number of students.

The 2018 Graduate Survey was administered via Survey Monkey to all 67 graduates of the Class of 2018, for a 100% response rate.

Data

Survey results are attached in raw form.

Analysis

Survey results were, on the whole, very positive and provided insight into the student population. Students indicated a high level of support and awareness regarding most aspects of the College. The following is a question by question analysis of the results:

- Q1: 98.51% of graduates indicated they will be attending a four-year college or university immediately following their graduation from Doral College. While 1.49% of graduates plan to attend an academic institution in the future but not immediately. This is consistent with the results of the last four years, further supporting the understanding that the College's student population is more concerned with pursuing continued postsecondary study than employment opportunities.
- Q2: 38.81% of graduates indicated they had applied to more than four colleges, universities, or technical schools in order to continue their academic careers compared with 26.87% applying to 3-4 schools, and 34.33% applying to 1-2 schools. There is a decrease in students applying to more than four as well as to 3-4 schools when compared with last year's graduates. These results indicate that this year's class felt they needed fewer options than those in the past. Possible factors might include application fees and/or narrowing down choices in advance of 12th grade.
- Q3: 26.87% of graduates indicated they had been accepted to more than four colleges, universities, or technical schools in order to continue their academic careers compared with 31.34% accepted to 3-4 schools, and 41.79% accepted to 1-2 schools. In accordance with the responses to question 2, there is a slight decrease in students having been accepted to more than four, or 3-4 schools when compared with last year's graduates. However, results still indicate the majority of graduates are competitive candidates for continued postsecondary study and have a number of options available to them.

- Q4: Regarding how many scholarship dollars they had been offered, 11.94% of graduates indicated they had been offered \$75,000 or more, 7.46% had been offered between \$74,999-\$50,000, 25.37% had been offered between \$49,000-\$25,000, 47.76% had been offered less than \$24,999, and 7.46% indicated they had been offered no scholarship dollars. When compared with last year's results, less graduates indicate receiving a higher number of dollars; however, more graduates received some scholarship money. These results indicate the majority of graduates are able to obtain financial assistance to help them fund continued study.
- Q5: Concerning employment regardless of continued education, the majority of graduates (53.73%), indicated they intend to look for part-time employment, while 10.45% intend to look for full-time employment. 17.92% of graduates intend to continue employment currently held, whether part-time or full-time, and 32.84% have no plans for employment. This is in contrast to last year's results where fewer students had no plans for employment, and indicates most graduates (32.84%) are interested in focusing only on school.
- Q6: Regarding future careers, graduates indicated interest in a wide variety of fields. The most popular options include Medicine, health-related professions (40%); Engineering, computer programming (22%); Law (10%); Business, finance-related professions, sales, and real estate (10%). Only 3% indicated they were undecided. These fields were also popular with graduates in previous classes. Results also indicate the majority of graduates have very specific plans for their future plans.
- Q7: This question asked graduates to indicate the highest degree they intend to earn. An impressive 36% indicated plans to earn a masters degree, while 41% selected the non-medical or medical doctorate option, respectively. A law degree was the fourth most popular option at 8%. 6% indicated an intent to stop at the bachelors level. These results reflect the quality of the graduating class and the extent of their academic plans. Note: 3% of graduates indicated he/she intended to seek no further than an associates degree. However, this is likely an error as it contradicts the response to question one, as well as other information provided to the College outside of this survey.
- Q8: When asked how satisfied they were with their Capstone experience, 89% of graduates indicated they were either extremely or moderately satisfied. This response is similar to that of past years' classes and is particularly relevant when evaluating student satisfaction with the College. Completion of the Capstone project is unique to the College among associate's degrees and is considered the culminating experience of the academic program. Students' favorable response to it further validates its importance.
- Q9: Regarding the quality of instruction, 88% of students indicated their instructors taught either extremely or very well. Only one student students selected the "not so well" and no students selected the "not at all well" options. These results are similar to last year's and indicate the College is maintaining a quality faculty.
- Q10: This multi-part question asked students to indicated how well the College prepared them for each of the Associate in Arts degree's program outcomes. Results strongly indicate the program is succeeding in preparing graduates to excel in each of the program outcomes, as follows:
 - Reading effectively (86% said "very well" or "well")
 - Writing effectively (93% said "very well" or "well")
 - Speaking effectively (87% said "very well" or "well")
 - Thinking critically (90% said "very well" or "well")
 - Understanding human behavior, institutions, and culture (89% said "very well" or "well")
 - Understanding and applying mathematical principles and methods (87% said "very well" or "well")
 - Understanding and applying scientific principles and methods (89% said "very well" or "well")
 - Finding, evaluating, organizing, and using information effectively (90% said "very well" or "well")
- Q11: 67% of students indicated the Office of Admissions & Student Services was "Extremely useful" or "Very useful" in helping them with their post-graduation plans, with approximately 18% indicating they had not made use of the services. No students indicated they found the services to be only slightly helpful, and no students indicated the services were not at all helpful. This is a decrease from last year's results, although still similar, and though it indicates graduates are not dissatisfied with student services, it also means less of them are using the services.

- Q12: This multi-part question addressed satisfaction with the College’s admissions and registration processes. Over 93% of graduates indicated they were either “very satisfied” or “satisfied” with both processes. The remaining 7% of students indicated dissatisfaction in either category. These results indicate an increase in satisfaction when compared with past years.
- Q13: Regarding the College’s Student Activities, including graduate events, 92% of graduates indicated they were either “very satisfied” or “satisfied”, with the remaining 8% indicating they were neither satisfied nor dissatisfied. This is a 6% decrease in satisfaction over last year, but does not necessarily indicate dissatisfaction, rather ambivalence.
- Q14: 85% of graduates indicated they were “very satisfied” or “satisfied” with the online databases, with approximately 14% indicating they were neither satisfied nor dissatisfied, and no students indicating dissatisfaction. These are similar results in satisfaction over past years according to comparison with similar questions.
- Q15: 100% of graduates indicated they achieved, or will have achieved upon completing their studies, the goals they had when they started the course or program. This question is new to the graduate survey, but indicates the College is doing an excellent job of helping graduates meet their personal goals.
- Q16: 99% of graduates indicated they were satisfied with their studies with the College. Note: only one student stated they were dissatisfied with their studies.
- Q17: 96% of graduates indicated they would recommend the College to a friend.
- Q18: 56% of graduates estimated their Doral College grade point average between 3.5-3.99, and the lowest range selected was 2.5-2.99. This indicates the majority of graduates felt confident in their performance in the College.
- Q19: 44% of graduates indicated that at least one parent had attended college
- Q20: The majority (83%) of graduates indicated they receive free or reduced lunch at their home high school, evidence that Doral College continues to serve “at-risk” populations.
- Q21: This open-ended question asked graduates to identify their most favorite experiences at the College. Students listed many different experiences including:
 - The Capstone project
 - The graduate luncheon
 - How understanding the staff is.
 - The connections with the professors.
 - Graduation
 - Easy to navigate online courses
 - The friendly staff
- Q22: This open-ended question asked graduates to identify their least favorite experiences at the College. Students listed several different experiences including:
 - The Capstone
 - The ETS test
 - Some of the workload
- Q23: This open-ended question asked graduates to indicate how the program might be improved. Many students said the College did not need to be improved and was enjoyable as is. Others made suggestions including:
 - More courses to offer
 - More clubs
 - Different programs for students
 - More student interaction with the professors.
 - More promotion and implementation of programs.
 - More interactive ways for online courses.

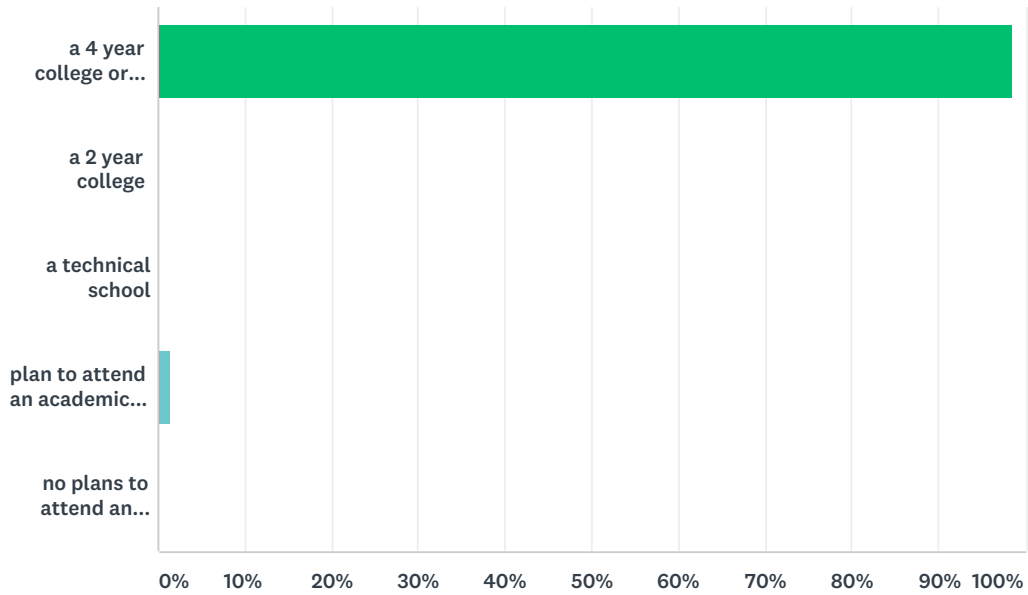
Use of Results

Overall, this year's results are overwhelmingly positive and indicate the majority of graduates enjoyed a high level of satisfaction with the College with very few, if any exceptions. There is room for improvement in the area of student services, where satisfaction at the top two tiers decreased for the second year in a row. In response to these results, as well as to the College's continued growth, the Office of Admissions & Student Services recently added a Director of Advising & Student Services to work closely with graduates and other students. In addition, the department continues to explore ways to assist students with their academic plans.

Additionally, individual comments reflected a need for improvement in student-teacher communication, and an increase in the College's student activities and course offerings. The College is actively working on these suggestions. For example, the Office of Admissions & Student Services is considering adding honor societies to its student activities and has revamped the Student Government Association. In addition, more courses are being offered in the Fall 2018 semester than in previous semesters, including courses that are entirely new to the catalog. The Academics department has also recently allotted additional funding for course development with a focus on content that is interactive in nature.

Q1 What type of educational institution will you be attending immediately following your graduation from Doral College?

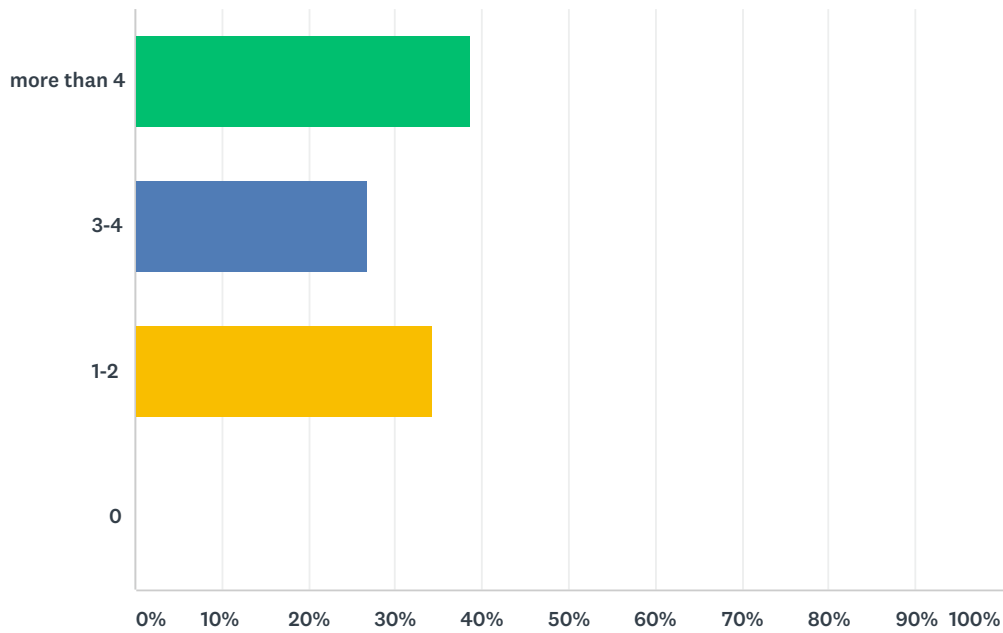
Answered: 67 Skipped: 0



ANSWER CHOICES	RESPONSES	
a 4 year college or university	98.51%	66
a 2 year college	0.00%	0
a technical school	0.00%	0
plan to attend an academic institution in the future but not immediately	1.49%	1
no plans to attend an academic institution	0.00%	0
TOTAL		67

Q2 As of this date, how many colleges, universities, or technical schools have you applied to in order to continue your academic career?

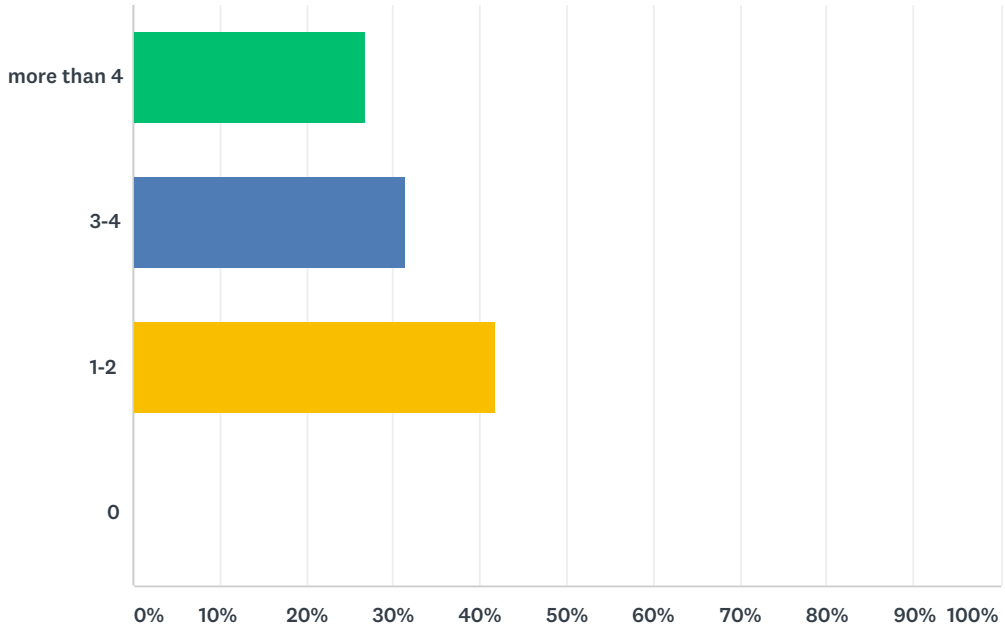
Answered: 67 Skipped: 0



ANSWER CHOICES	RESPONSES	
more than 4	38.81%	26
3-4	26.87%	18
1-2	34.33%	23
0	0.00%	0
TOTAL		67

Q3 As of this date, how many colleges, universities, or technical schools have you been accepted to?

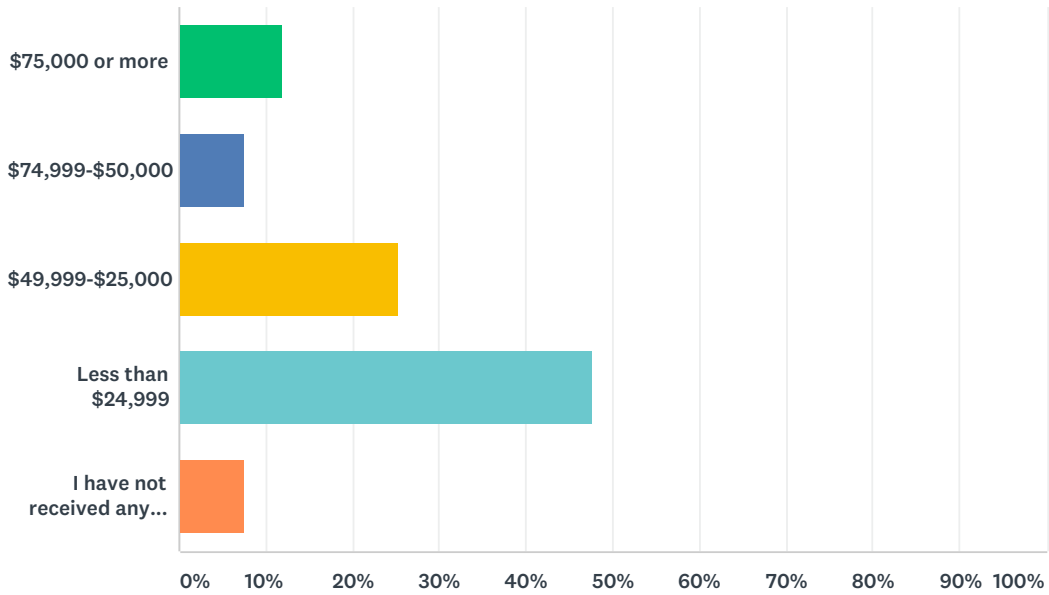
Answered: 67 Skipped: 0



ANSWER CHOICES	RESPONSES	
more than 4	26.87%	18
3-4	31.34%	21
1-2	41.79%	28
0	0.00%	0
TOTAL		67

Q4 As of this date, approximately how many scholarship dollars have you been offered (from all revenue sources and schools)?

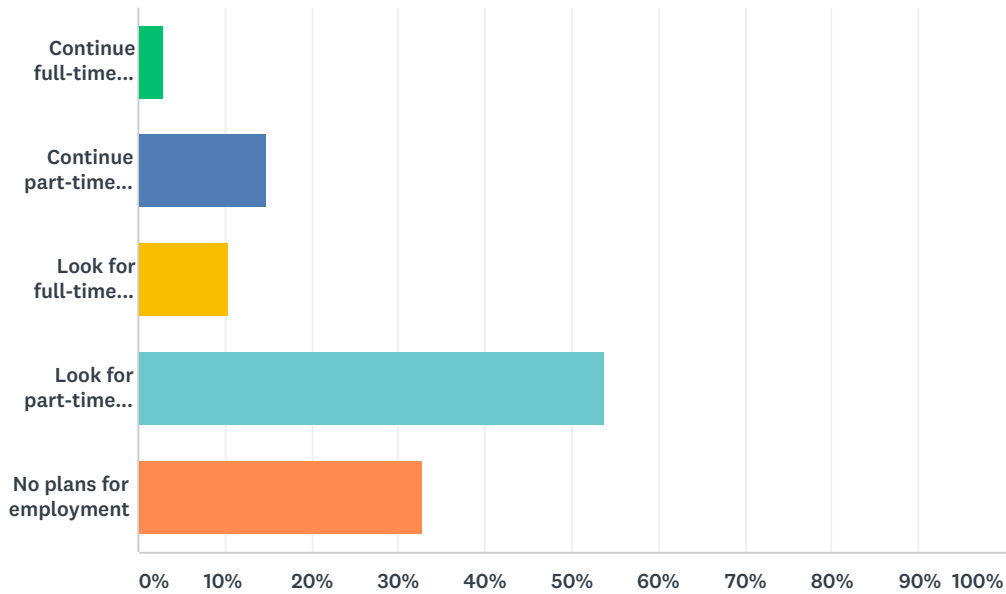
Answered: 67 Skipped: 0



ANSWER CHOICES	RESPONSES	
\$75,000 or more	11.94%	8
\$74,999-\$50,000	7.46%	5
\$49,999-\$25,000	25.37%	17
Less than \$24,999	47.76%	32
I have not received any scholarship offers	7.46%	5
TOTAL		67

Q5 Upon graduation from Doral College, whether you continue your education or not, what are your immediate plans for employment? Mark as many as apply.

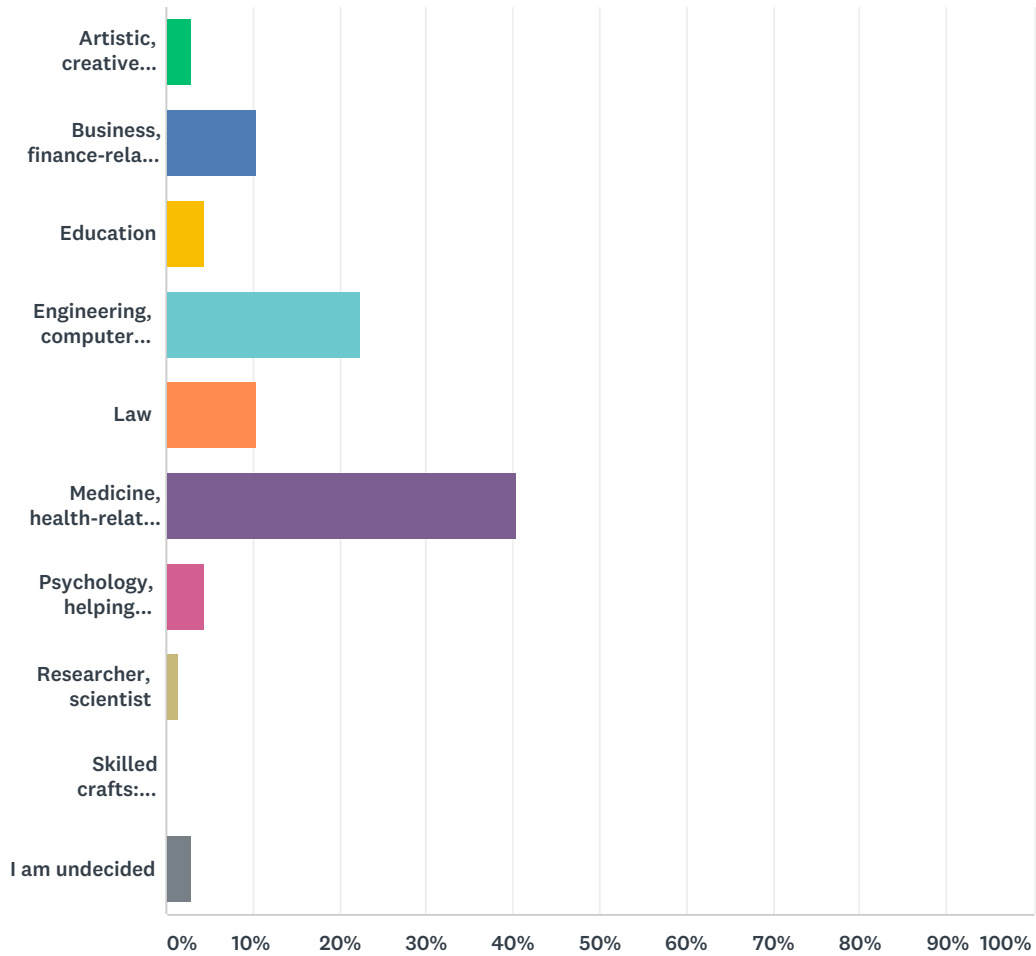
Answered: 67 Skipped: 0



ANSWER CHOICES	RESPONSES
Continue full-time employment currently held	2.99% 2
Continue part-time employment currently held	14.93% 10
Look for full-time employment	10.45% 7
Look for part-time employment	53.73% 36
No plans for employment	32.84% 22
Total Respondents: 67	

Q6 What career do you plan to pursue after you have completed your education?

Answered: 67 Skipped: 0



ANSWER CHOICES	RESPONSES	
Artistic, creative professions, architect, designer	2.99%	2
Business, finance-related professions, sales, real estate	10.45%	7
Education	4.48%	3
Engineering, computer programming	22.39%	15
Law	10.45%	7
Medicine, health-related professions	40.30%	27
Psychology, helping professions	4.48%	3
Researcher, scientist	1.49%	1
Skilled crafts: carpentry, plumbing, auto mechanics, landscaper	0.00%	0
I am undecided	2.99%	2

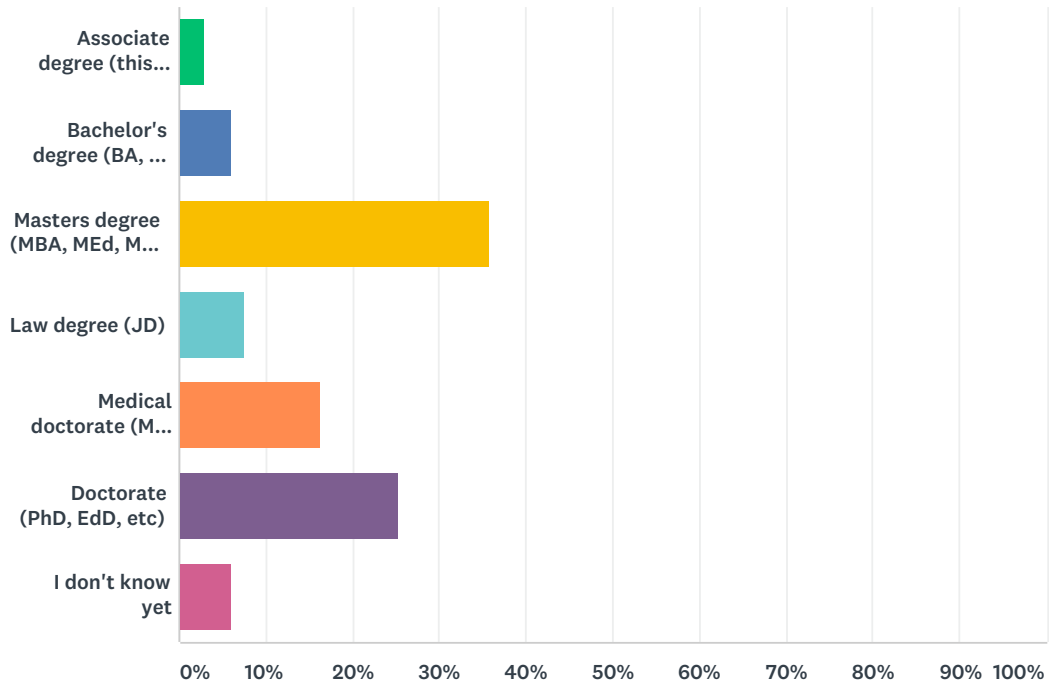
2018 Doral College Graduate Survey

TOTAL	67
-------	----

#	OTHER (PLEASE SPECIFY)	DATE
1	hospitality management	6/5/2018 3:27 PM
2	Accounting	5/18/2018 3:03 PM
3	Diplomat	5/16/2018 9:38 AM
4	Biology	5/10/2018 12:13 PM
5	Forensic Science	5/7/2018 2:35 PM
6	Doctor	5/7/2018 2:28 PM

Q7 What is the HIGHEST academic degree or credential that you plan to eventually earn?

Answered: 67 Skipped: 0

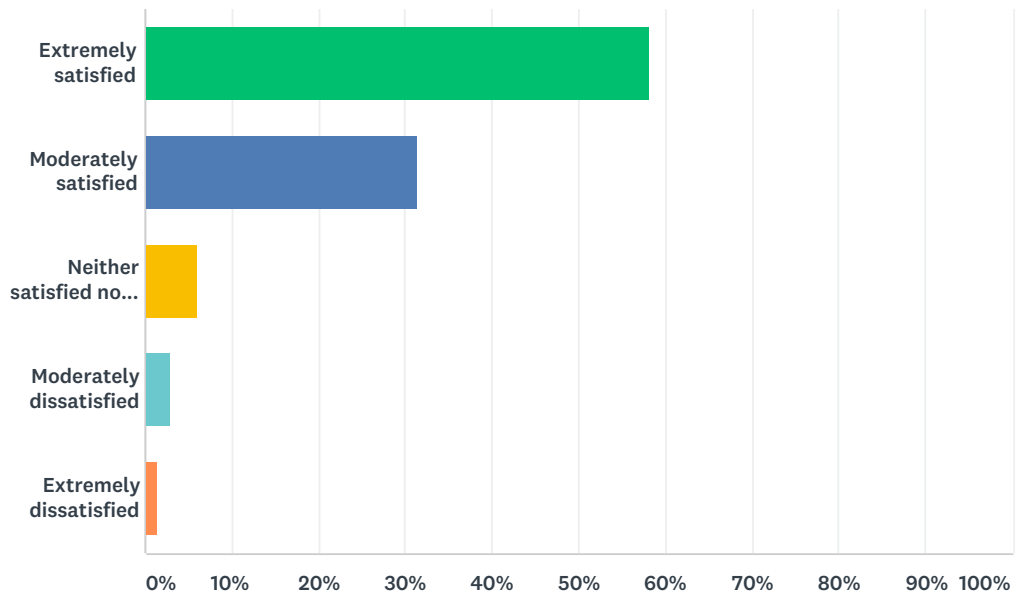


ANSWER CHOICES	RESPONSES
Associate degree (this is your Doral College degree)	2.99% 2
Bachelor's degree (BA, BS, etc.)	5.97% 4
Masters degree (MBA, MEd, MA, MS, etc.)	35.82% 24
Law degree (JD)	7.46% 5
Medical doctorate (MD or DO)	16.42% 11
Doctorate (PhD, EdD, etc)	25.37% 17
I don't know yet	5.97% 4
TOTAL	67

#	OTHER (PLEASE SPECIFY)	DATE
1	Nursing License	5/9/2018 10:59 AM

Q8 How satisfied were you with your Capstone course experience at Doral College?

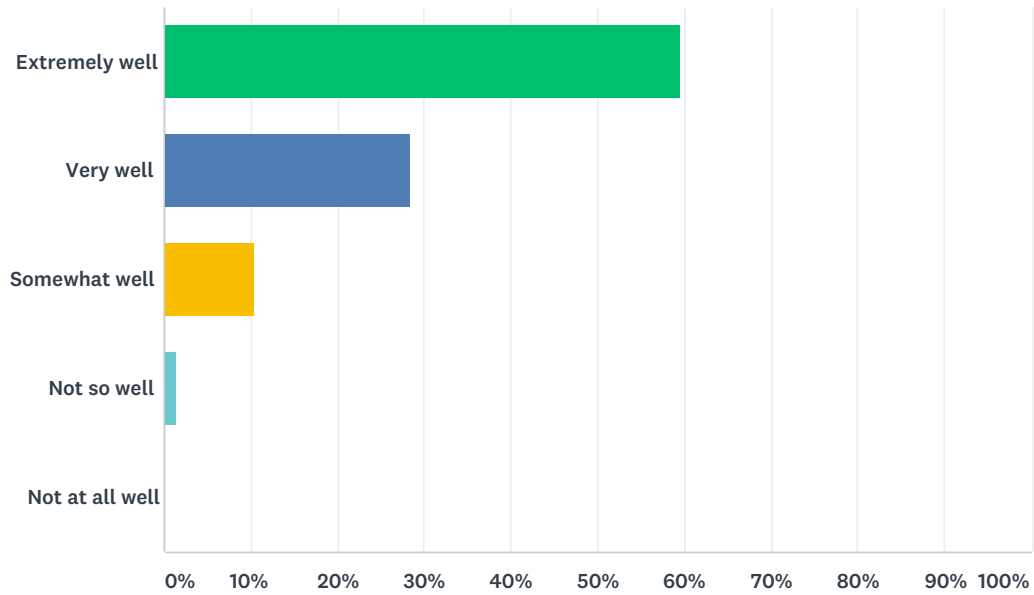
Answered: 67 Skipped: 0



ANSWER CHOICES	RESPONSES	
Extremely satisfied	58.21%	39
Moderately satisfied	31.34%	21
Neither satisfied nor dissatisfied	5.97%	4
Moderately dissatisfied	2.99%	2
Extremely dissatisfied	1.49%	1
TOTAL		67

Q9 How well do your Doral College instructors teach?

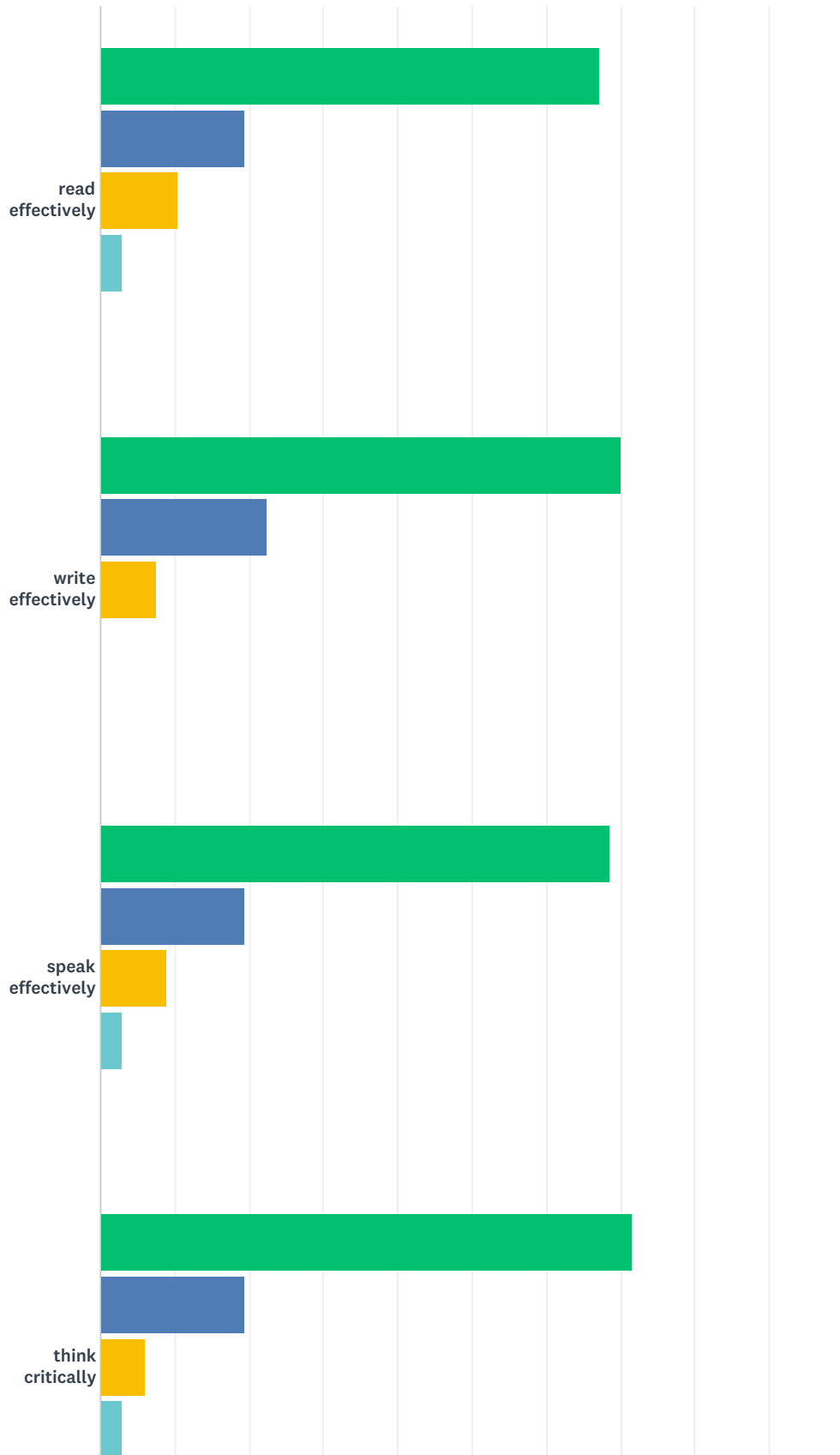
Answered: 67 Skipped: 0



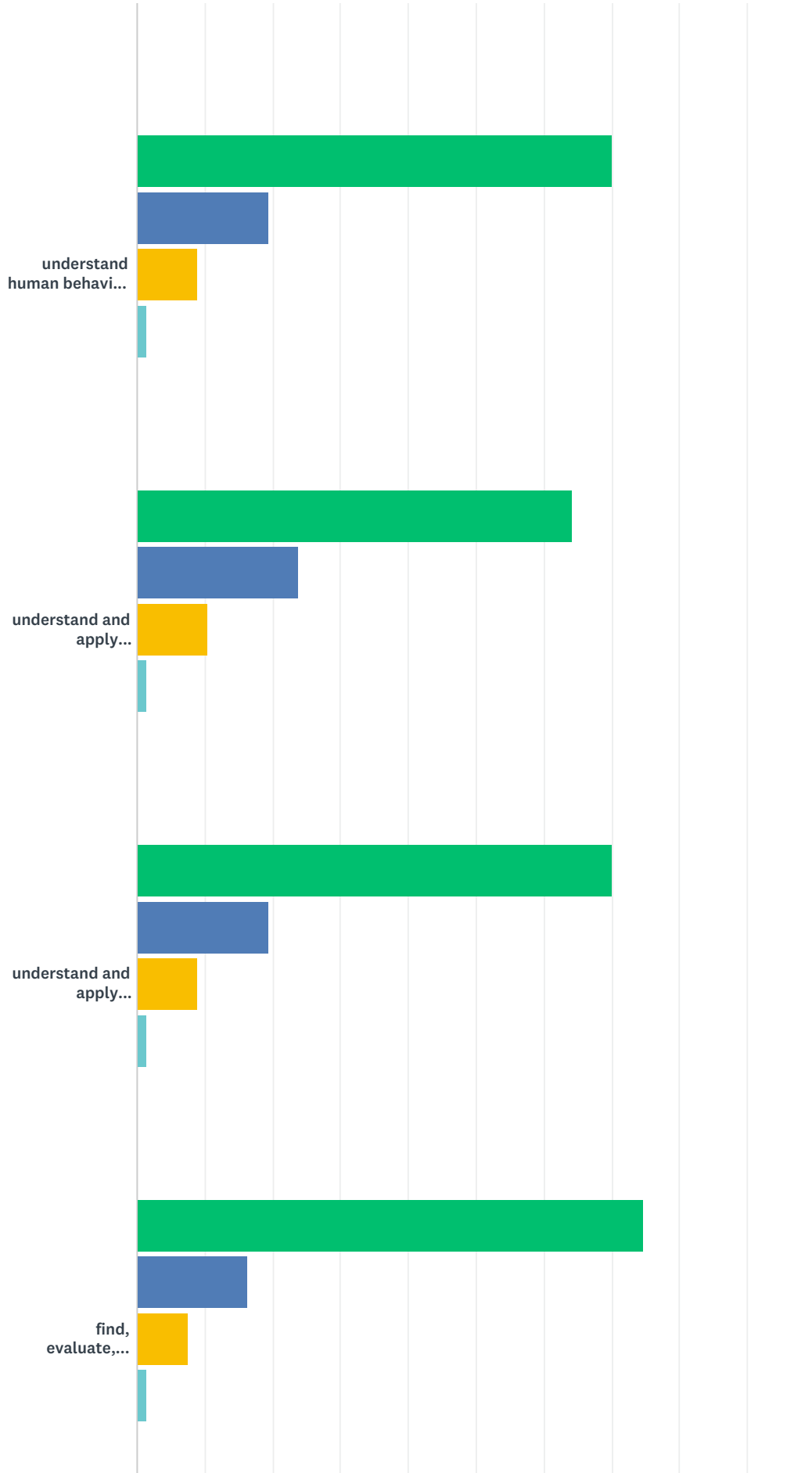
ANSWER CHOICES	RESPONSES	
Extremely well	59.70%	40
Very well	28.36%	19
Somewhat well	10.45%	7
Not so well	1.49%	1
Not at all well	0.00%	0
TOTAL		67

Q10 How well did Doral College prepare you to:

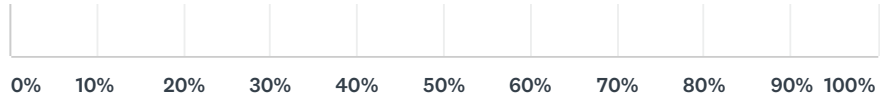
Answered: 67 Skipped: 0



2018 Doral College Graduate Survey



2018 Doral College Graduate Survey

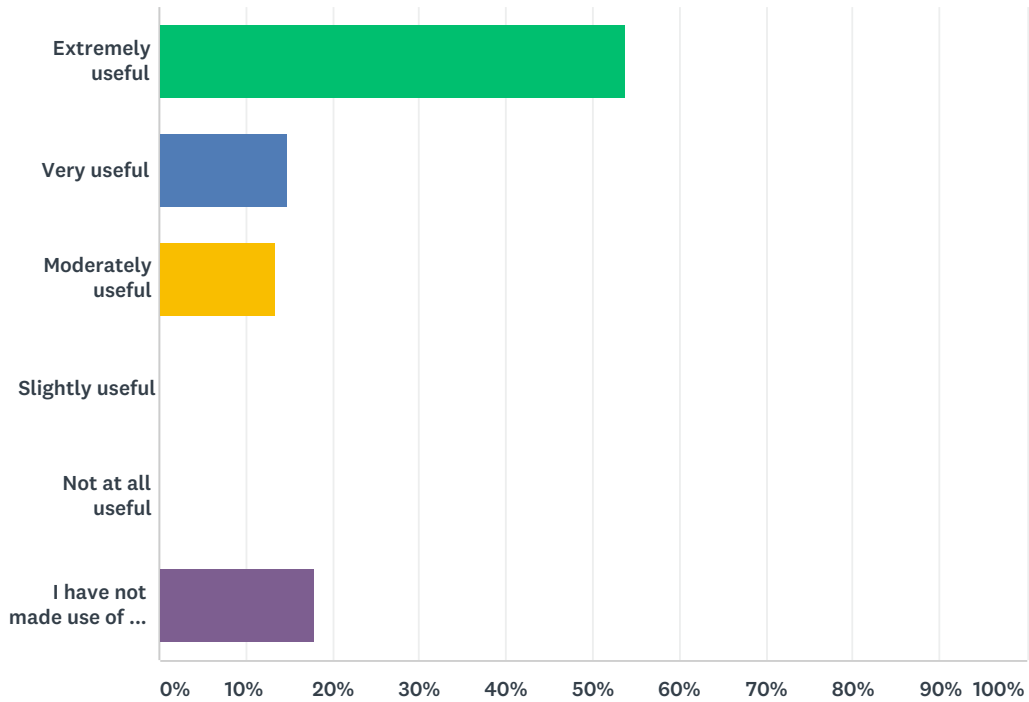


■ Very Well
 ■ Well
 ■ Fairly well
 ■ Not Well
 ■ Poorly

	VERY WELL	WELL	FAIRLY WELL	NOT WELL	POORLY	TOTAL
read effectively	67.16% 45	19.40% 13	10.45% 7	2.99% 2	0.00% 0	67
write effectively	70.15% 47	22.39% 15	7.46% 5	0.00% 0	0.00% 0	67
speak effectively	68.66% 46	19.40% 13	8.96% 6	2.99% 2	0.00% 0	67
think critically	71.64% 48	19.40% 13	5.97% 4	2.99% 2	0.00% 0	67
understand human behavior, institutions, and culture	70.15% 47	19.40% 13	8.96% 6	1.49% 1	0.00% 0	67
understand and apply mathematical principles and methods	64.18% 43	23.88% 16	10.45% 7	1.49% 1	0.00% 0	67
understand and apply scientific principles and methods	70.15% 47	19.40% 13	8.96% 6	1.49% 1	0.00% 0	67
find, evaluate, organize, and use information effectively	74.63% 50	16.42% 11	7.46% 5	1.49% 1	0.00% 0	67

Q11 How useful was the Office of Admissions & Student Services in helping you with your post-graduation plans?

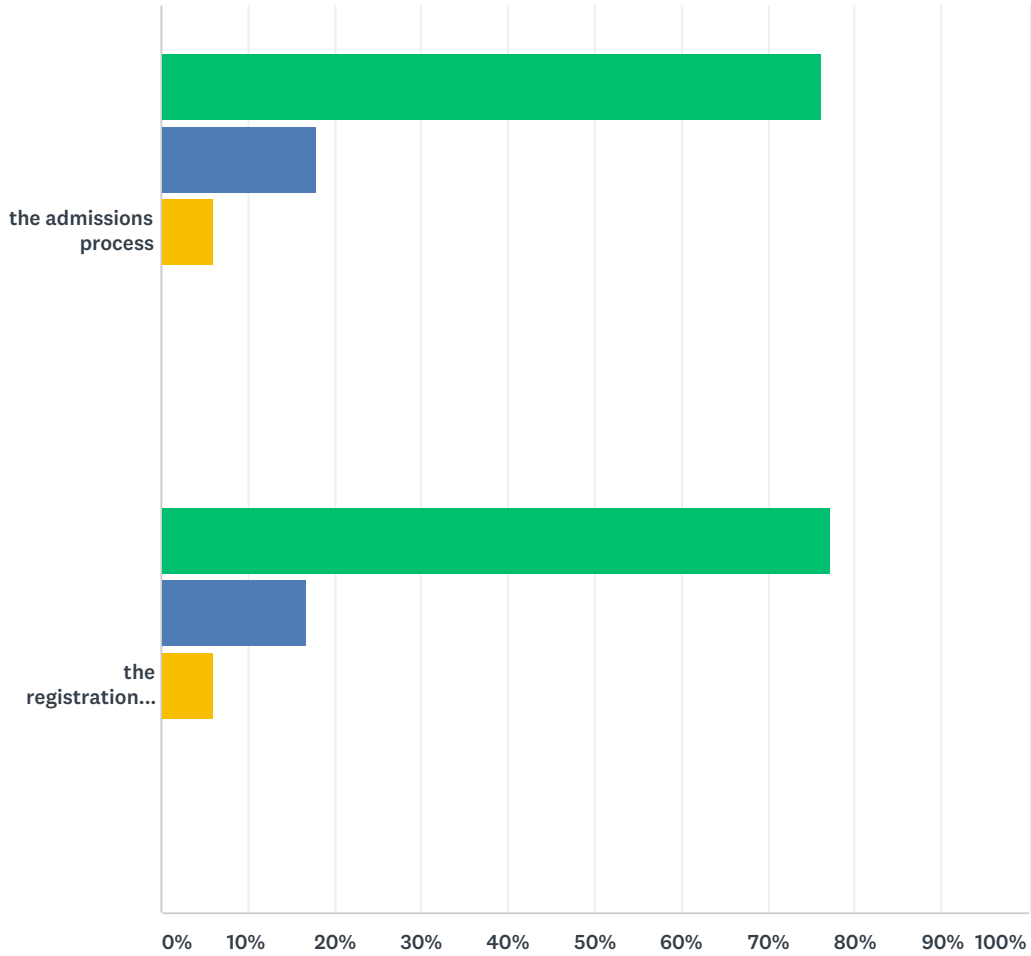
Answered: 67 Skipped: 0



ANSWER CHOICES	RESPONSES	
Extremely useful	53.73%	36
Very useful	14.93%	10
Moderately useful	13.43%	9
Slightly useful	0.00%	0
Not at all useful	0.00%	0
I have not made use of any services provided by the Doral College Office of Admissions & Student Services	17.91%	12
TOTAL		67

Q12 How satisfied are you with the following processes?

Answered: 67 Skipped: 0

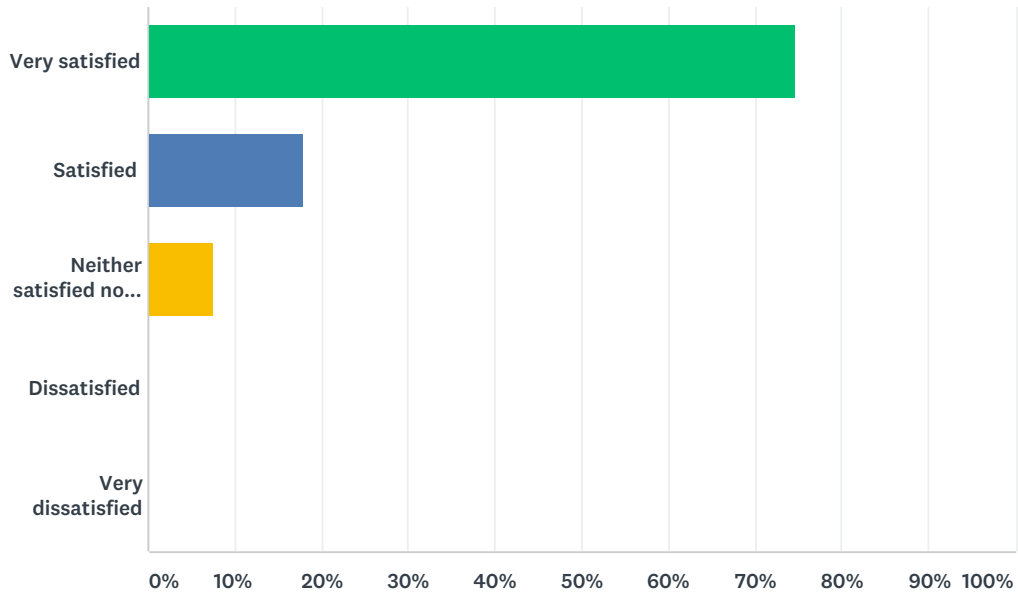


■ Very satisfied
 ■ Satisfied
 ■ Neither satisfied nor dissatisfied
■ Dissatisfied
 ■ Very dissatisfied

	VERY SATISFIED	SATISFIED	NEITHER SATISFIED NOR DISSATISFIED	DISSATISFIED	VERY DISSATISFIED	TOTAL
the admissions process	76.12% 51	17.91% 12	5.97% 4	0.00% 0	0.00% 0	67
the registration process	77.27% 51	16.67% 11	6.06% 4	0.00% 0	0.00% 0	66

Q13 How satisfied were you with Doral College's Student Activities, including graduate events?

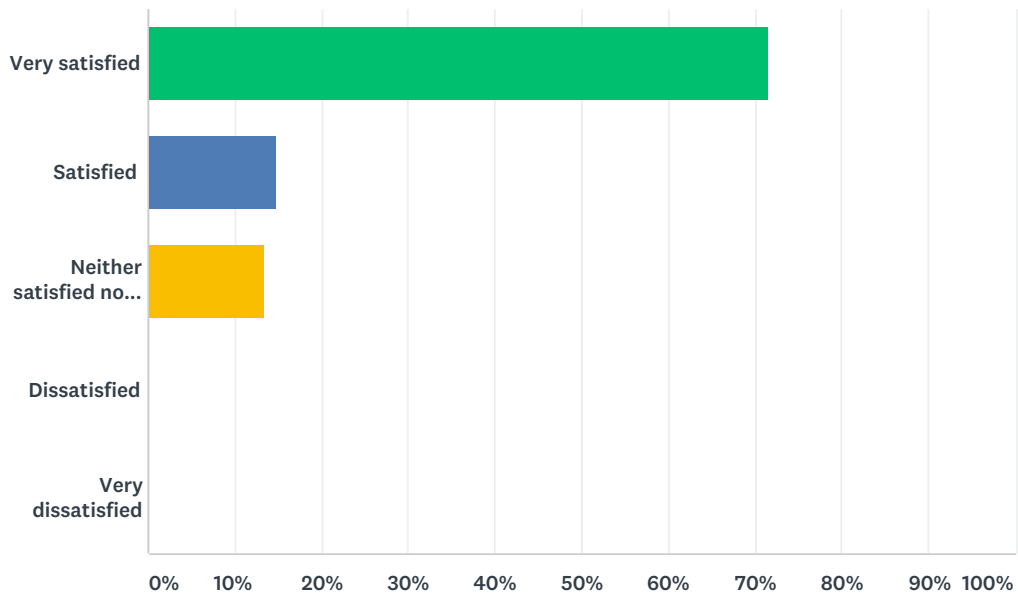
Answered: 67 Skipped: 0



ANSWER CHOICES	RESPONSES	
Very satisfied	74.63%	50
Satisfied	17.91%	12
Neither satisfied nor dissatisfied	7.46%	5
Dissatisfied	0.00%	0
Very dissatisfied	0.00%	0
TOTAL		67

Q14 How satisfied were you with Doral College's learning resource databases (i.e. JSTOR, Gale) and library?

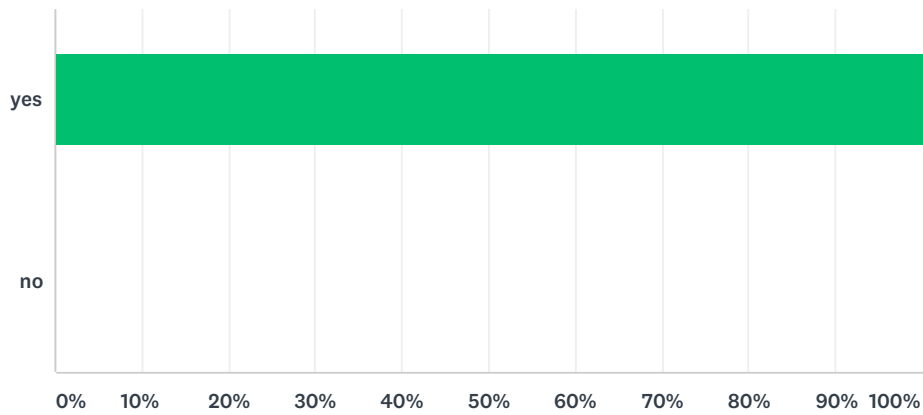
Answered: 67 Skipped: 0



ANSWER CHOICES	RESPONSES	
Very satisfied	71.64%	48
Satisfied	14.93%	10
Neither satisfied nor dissatisfied	13.43%	9
Dissatisfied	0.00%	0
Very dissatisfied	0.00%	0
TOTAL		67

Q15 Did you achieve, or will you have achieved upon completing your studies, the goals you had when you started this course or program?

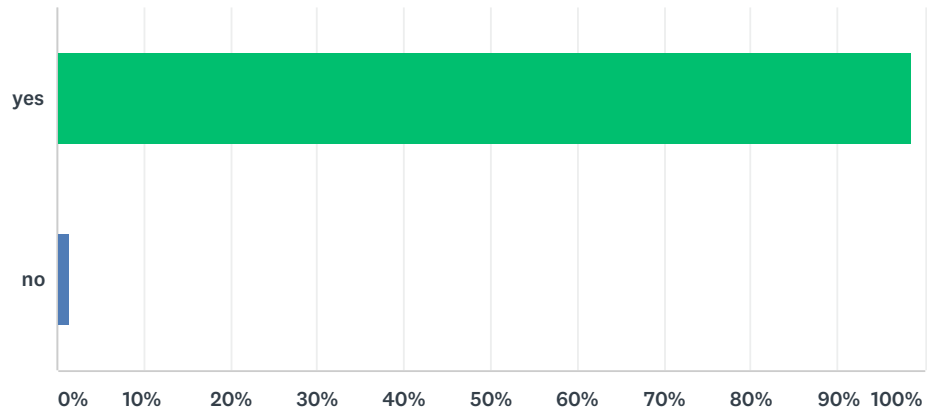
Answered: 67 Skipped: 0



ANSWER CHOICES	RESPONSES	
yes	100.00%	67
no	0.00%	0
TOTAL		67

Q16 All things considered, were you satisfied with your studies with us?

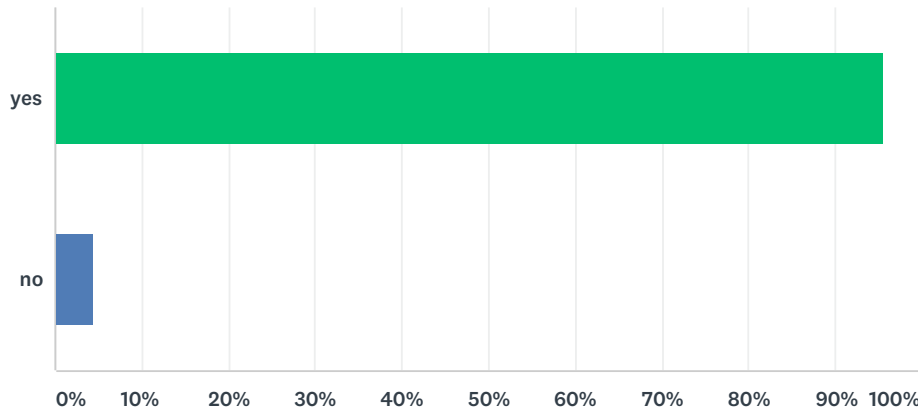
Answered: 67 Skipped: 0



ANSWER CHOICES	RESPONSES	
yes	98.51%	66
no	1.49%	1
TOTAL		67

Q17 Would you recommend these studies to a friend?

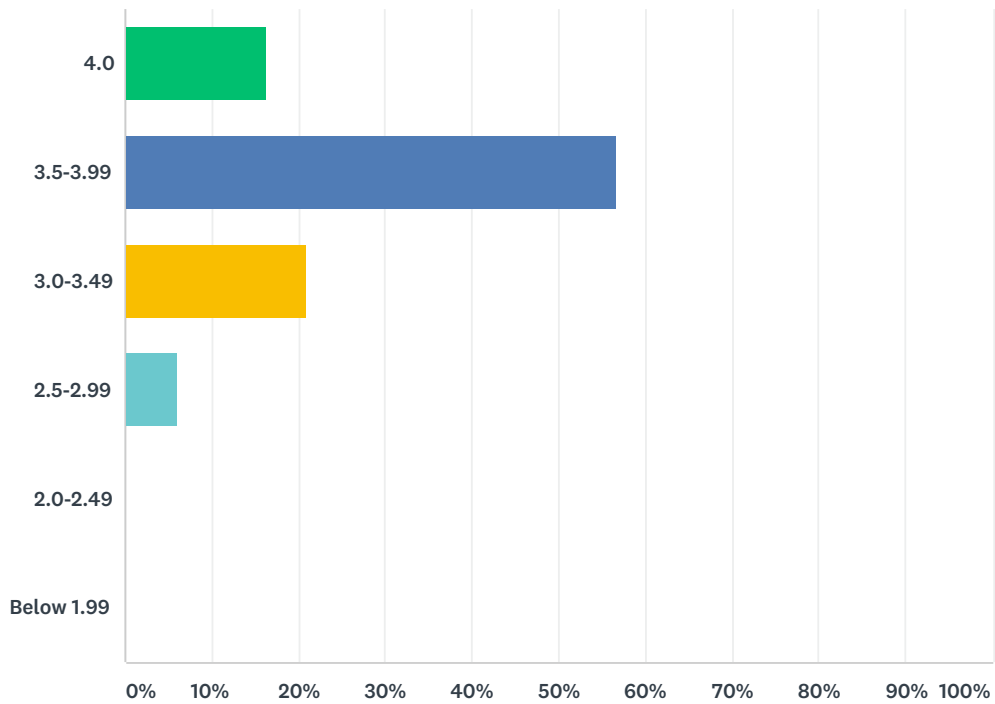
Answered: 67 Skipped: 0



ANSWER CHOICES	RESPONSES	
yes	95.52%	64
no	4.48%	3
TOTAL		67

Q18 What is your best estimate of your overall grade-point average (GPA) at Doral College?

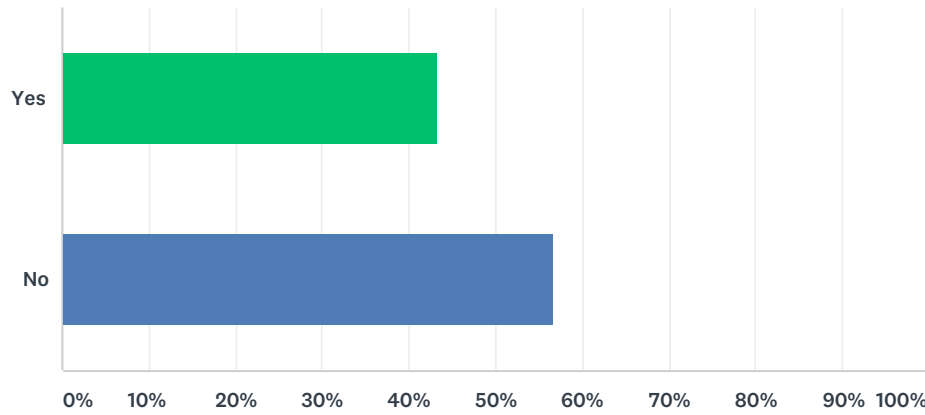
Answered: 67 Skipped: 0



ANSWER CHOICES	RESPONSES	
4.0	16.42%	11
3.5-3.99	56.72%	38
3.0-3.49	20.90%	14
2.5-2.99	5.97%	4
2.0-2.49	0.00%	0
Below 1.99	0.00%	0
TOTAL		67

Q19 Did either of your parents attend college?

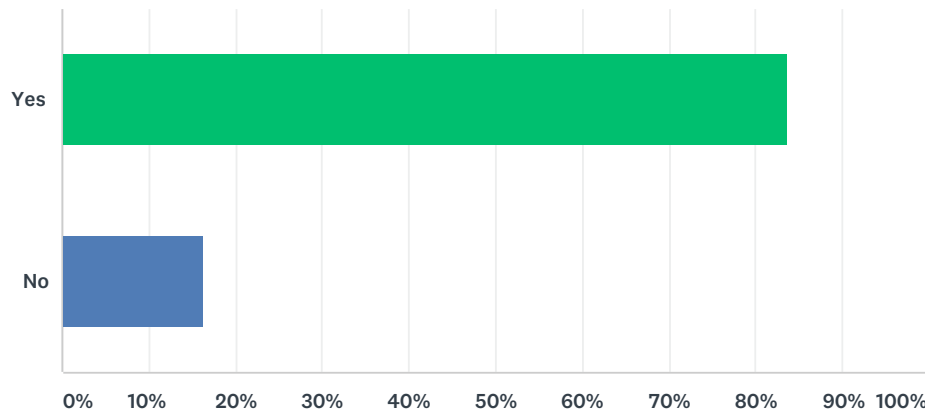
Answered: 67 Skipped: 0



ANSWER CHOICES	RESPONSES	
Yes	43.28%	29
No	56.72%	38
TOTAL		67

Q20 Do you qualify for free or reduced lunch at your affiliated high school?

Answered: 67 Skipped: 0



ANSWER CHOICES	RESPONSES	
Yes	83.58%	56
No	16.42%	11
TOTAL		67

Q21 What were your most favorite experiences at Doral College?

Answered: 48 Skipped: 19

#	RESPONSES	DATE
1	Building my capstone project with the supervision of my mentor	6/6/2018 9:17 AM
2	the final test	6/5/2018 3:27 PM
3	The luncheon at Fleming's.	6/5/2018 1:19 PM
4	The capstone project and the graduate lunch	6/1/2018 12:34 PM
5	My favorite experiences were visiting the Doral College library where I was welcomed with open arms at all times and working on my Capstone project with my mentor.	6/1/2018 12:15 PM
6	the doral college breakfast, coffe mondays and the graduation ceremony	6/1/2018 11:19 AM
7	I would have to say that even though Capstone was a long process it taught me alot.	6/1/2018 11:06 AM
8	Graduation was my favorite experience at Doral College	6/1/2018 11:03 AM
9	The capstone project	6/1/2018 11:02 AM
10	capstone	6/1/2018 10:58 AM
11	The Luncheon	5/18/2018 3:08 PM
12	The Doral College graduate luncheon.	5/18/2018 3:07 PM
13	When we went to the luncheon at Fleming's.	5/18/2018 3:03 PM
14	Having teachers that helped	5/18/2018 3:01 PM
15	The luncheon	5/18/2018 3:00 PM
16	My capstone presentation	5/18/2018 2:58 PM
17	Graduate Luncheon	5/18/2018 2:53 PM
18	The luncheon at Flemmings.	5/18/2018 2:47 PM
19	The graduate luncheon.	5/18/2018 2:44 PM
20	How understanding the staff is.	5/18/2018 2:39 PM
21	The luncheon	5/17/2018 10:51 AM
22	The lunch	5/17/2018 10:49 AM
23	The events undertaken in the final year as part of the graduating class, proof that we had finished the course.	5/16/2018 10:00 AM
24	Luncheon	5/16/2018 9:56 AM
25	The dinner	5/16/2018 9:52 AM
26	Getting to be with students from different schools.	5/16/2018 9:45 AM
27	Flemings food.	5/16/2018 9:43 AM
28	With Capstone, I was able to explore topics that I would have never experienced which were amazing.	5/16/2018 9:38 AM
29	Finishing my paper and submitting everything.	5/16/2018 9:38 AM
30	My favorite experience was the graduate luncheon.	5/16/2018 9:37 AM
31	The first orientation held at the high school where we played Kahoot and got to mingle with our peers.	5/16/2018 9:30 AM
32	I loved the connections with the professors in my online courses; very helpful	5/16/2018 9:25 AM

2018 Doral College Graduate Survey

33	The Capstone Project was one of my favourite experiences at Doral College. Even though it gave me a difficult time at first to get used to - I learned important things when it came to conducting research and working with a mentor to compile a proper research project.	5/11/2018 1:20 PM
34	The D.C.graduate Luncheon, and the presentation of my Capstone Research Project.	5/10/2018 2:19 PM
35	Finishing my capstone project and presenting it.	5/10/2018 1:53 PM
36	Capstone.	5/10/2018 1:22 PM
37	The environment at Doral College is very welcoming, the activities we do are very fun and engaging	5/10/2018 1:17 PM
38	The luncheon	5/10/2018 12:17 PM
39	hanging out with my friends in the library :)	5/10/2018 12:15 PM
40	Easy to navigate online courses and very friendly staff	5/10/2018 12:15 PM
41	Everything :")	5/10/2018 12:14 PM
42	The internship	5/10/2018 12:13 PM
43	My favorite experiences at Doral College were hanging out in the library, preparing my capstone presentation and discussing my future plans with Doral College staff.	5/9/2018 10:59 AM
44	The Doral College Luncheon	5/9/2018 10:39 AM
45	The Doral College Graduate Luncheon.	5/9/2018 10:37 AM
46	Graduating	5/7/2018 2:37 PM
47	Doing the power point presentation for my music-based project with Dr. Yanes	5/7/2018 2:35 PM
48	Capstone research was my favorite it gave me a first hand on whats it liked to actually do research	5/7/2018 2:28 PM

Q22 What were your least favorite experiences at Doral College?

Answered: 44 Skipped: 23

#	RESPONSES	DATE
1	N/A	6/6/2018 9:17 AM
2	capstone	6/5/2018 3:27 PM
3	Researching for my capstone project.	6/5/2018 1:19 PM
4	Nothing really	6/1/2018 12:34 PM
5	Not applicable	6/1/2018 12:15 PM
6	nothing	6/1/2018 11:19 AM
7	I would have to say a human geography class i took	6/1/2018 11:06 AM
8	None of them	6/1/2018 11:02 AM
9	capstone	6/1/2018 10:58 AM
10	Working on Capstone	5/18/2018 3:08 PM
11	Nothing.	5/18/2018 3:07 PM
12	The virtual classes	5/18/2018 3:03 PM
13	N/A	5/18/2018 3:01 PM
14	NA	5/18/2018 3:00 PM
15	Having to write essays	5/18/2018 2:58 PM
16	The course workload	5/18/2018 2:53 PM
17	Completing the last few pages of the capstone paper.	5/18/2018 2:47 PM
18	The busy work associated with the classes.	5/18/2018 2:44 PM
19	I don't have any.	5/18/2018 2:39 PM
20	Writing papers for Capstone, though it was fulfilling.	5/16/2018 10:00 AM
21	Capstone Course Fall Semester	5/16/2018 9:56 AM
22	The workload	5/16/2018 9:52 AM
23	Not being able to visit the building and meeting my instructors.	5/16/2018 9:45 AM
24	First half of Capstone	5/16/2018 9:43 AM
25	There wasn't constant communication between the professor and student.	5/16/2018 9:38 AM
26	Writing my paper and presenting.	5/16/2018 9:38 AM
27	My least favorite experience was actually doing research.	5/16/2018 9:37 AM
28	N/A	5/16/2018 9:30 AM
29	I have none	5/16/2018 9:25 AM
30	The planning process for the Capstone Project could have taken place earlier.	5/11/2018 1:20 PM
31	The preparation for my Capstone Research Project.	5/10/2018 2:19 PM
32	Doing my math homework.	5/10/2018 1:53 PM
33	I don't know.	5/10/2018 1:22 PM
34	Capstone and the final test	5/10/2018 12:17 PM
35	getting kicked out of the library :) also capstone was a lot of work	5/10/2018 12:15 PM

2018 Doral College Graduate Survey

36	The workload of some classes was too much for students taking high school classes too	5/10/2018 12:15 PM
37	Nothing :")	5/10/2018 12:14 PM
38	None	5/10/2018 12:13 PM
39	None really, I never had a bad day here on campus, and If i was ever feeling down the Doral College staff would make sure to put a smile on my face.	5/9/2018 10:59 AM
40	The test required to graduate	5/9/2018 10:39 AM
41	The Graduation Test Requirement.	5/9/2018 10:37 AM
42	Capstone essay	5/7/2018 2:37 PM
43	Doing the online quizess	5/7/2018 2:35 PM
44	SLS class i took. Horrible professor	5/7/2018 2:28 PM

Q23 How could the student experience at Doral College be improved?

Answered: 36 Skipped: 31

#	RESPONSES	DATE
1	There is no way that it could be improved	6/6/2018 9:17 AM
2	more interaction in person rather than in computers	6/5/2018 3:27 PM
3	More courses to offer.	6/5/2018 1:19 PM
4	More help with applying to other colleges	6/1/2018 12:34 PM
5	The experience could be improved if we had other resources such as renting a laptop, or iPad	6/1/2018 12:15 PM
6	its perfect to me	6/1/2018 11:19 AM
7	I believe everything is perfect the way it is.	6/1/2018 11:06 AM
8	More teacher interaction and more clubs	6/1/2018 11:02 AM
9	easy classes	6/1/2018 10:58 AM
10	More money offered for univeristy	5/18/2018 3:08 PM
11	No surprise tests	5/18/2018 3:01 PM
12	N/A	5/18/2018 2:53 PM
13	More programs for students.	5/18/2018 2:47 PM
14	The online platform is not effective. Doral College should have a better teacher-to-student portal.	5/18/2018 2:44 PM
15	It was amazing.	5/18/2018 2:39 PM
16	Defining the date for the Capstone presentation to be able to better prepare in advance.	5/16/2018 10:00 AM
17	Change Capstone Fall Semester Teacher	5/16/2018 9:56 AM
18	Improve communication skills	5/16/2018 9:52 AM
19	By having more student interactions.	5/16/2018 9:45 AM
20	More food events.	5/16/2018 9:43 AM
21	More involvement from the school to students.	5/16/2018 9:38 AM
22	More helpful instructors. Greater in-person interactions.	5/16/2018 9:38 AM
23	A growth of student life by having clubs and social events at the College. Additionally, creating student spaces in the new building for students to work on home work and be offered mentoring.	5/16/2018 9:30 AM
24	No improvements necessary!	5/16/2018 9:25 AM
25	Make it more personal and less electronic.	5/10/2018 1:53 PM
26	Not sure!	5/10/2018 1:22 PM
27	End capstone and make a larger building.	5/10/2018 12:17 PM
28	get rid of capstone :)	5/10/2018 12:15 PM
29	A larger building	5/10/2018 12:15 PM
30	Maintain the library available to only doral college students	5/10/2018 12:14 PM
31	Kick out non doral college students	5/10/2018 12:13 PM
32	I believe that the student experience at Doral College could be improved by having a bit more organization. I loved my capstone project and presentation, but I felt like there was so much disorganization in the mentors and in the scheduling that i was focused more on when and where my presentation was going to be than in perfecting my presentation.	5/9/2018 10:59 AM

2018 Doral College Graduate Survey

33	More promotion and implementation of programs in Doral College	5/9/2018 10:39 AM
34	More student activities for all students, not just graduates.	5/9/2018 10:37 AM
35	Create a more interactive way for online students to learn more easily	5/7/2018 2:35 PM
36	Overall i think everything is good the way it is	5/7/2018 2:28 PM